

1 2 3 4

MICROTECH ECU
 BATTERY +
 GND
 GND
 FUEL PUMP RELAY
 5 VOLT
 T.P.S
 AIR TEMP SENSOR
 WATER TEMP SENSOR
 INJECTOR DRIVE
 INJECTOR DRIVE
 COIL ING ON +
 COIL NEGATIVE
 VAC/BOOST NIPPLE
 FROM MANIFOLD

12 WAY PLUG
 RED
 BROWN
 BROWN
 GREEN
 BLUE
 GREY
 BLACK
 VIOLET
 YELLOW
 YELLOW
 PINK
 WHITE

NOTE -
 USE LEADING COIL
 ON ROTARY SETUP

IGNITION
 COIL
 ING +
 ING -VE

SWITCH TYPE
 POT TYPE
 +5V
 SIG
 GREY
 BLUE
 BROWN
 GND
 THROTTLE POSITION SENSORS
 MAZDA
 TOY/DAT
 AIR TEMP SENSOR
 OPTIONAL
 BLACK
 WATER TEMP SENSOR
 R3
 VIOLET

NOTE -
 AUX AIR MAY ALSO BE
 CONNECTED TO ING ON

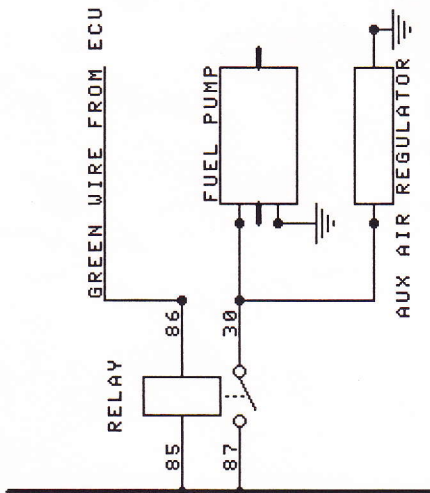
NOTE USE ONLY -
 2 X 2 OHM INJECTORS
 4 X 2 OHM INJECTORS
 6 X 120HM INJECTORS
 8 X 120HM INJECTORS

Title		MICROTECH D3	
Size	Number	DRAWING A	Revision
A4			3
Date:	2-FEB 1993	Sheet	1 of 1
File:	D3A/1	Drawn	By: DOM

1 2 3 4

FUEL PUMP RELAY

FROM BATTERY VIA FUSE

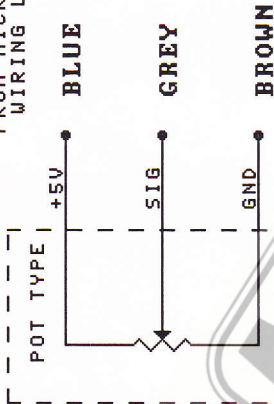


NOTE - AUX AIR MAY ALSO BE CONNECTED TO IGN ON

NOTE - MODULE MUST BE EARTHED VIA BODY OR HEATSINK

THROTTLE POSITION SENSORS

FROM MICROTTECH WIRING LOOM



T.P.S. INTERFACE

MAZDA TYPE

- ORANGE - +5V
- GREEN/RED - SIG
- BLACK/RED - GND

MITSUBISHI TYPE

- GREEN/RED - +5V
- GREEN/WHITE - SIG
- GREEN/BLACK - GND

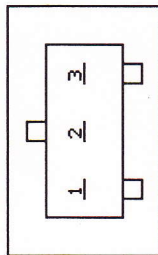
FORD TYPE

- ORANGE - +5V
- GREEN - SIG
- BLACK - GND

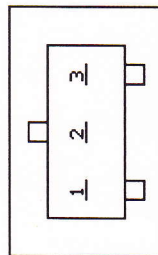
MICROTTECH TYPE

- RED - +5V
- GREEN - SIG
- BLACK - GND

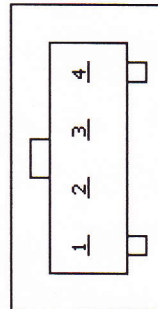
PLUG VIEW



TOYOTA



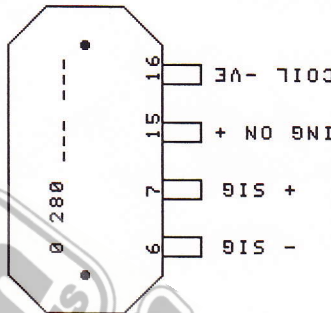
NISSAN



TOYOTA POT TYPE (4AG)

BOSCH MODULE

IGNITION HOOKUP



Title **MICROTTECH D3**

Size **A4** Number **DRAWING B** Revision **1**

Date: **2-FEB 1993** Sheet **1** of **1**

File: **D3B/1** Drawn By: **DOM**