

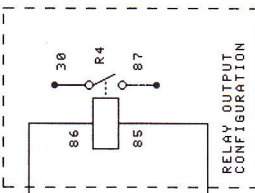
MICROTECH DIGI

SERIES 2+ & 2PRO

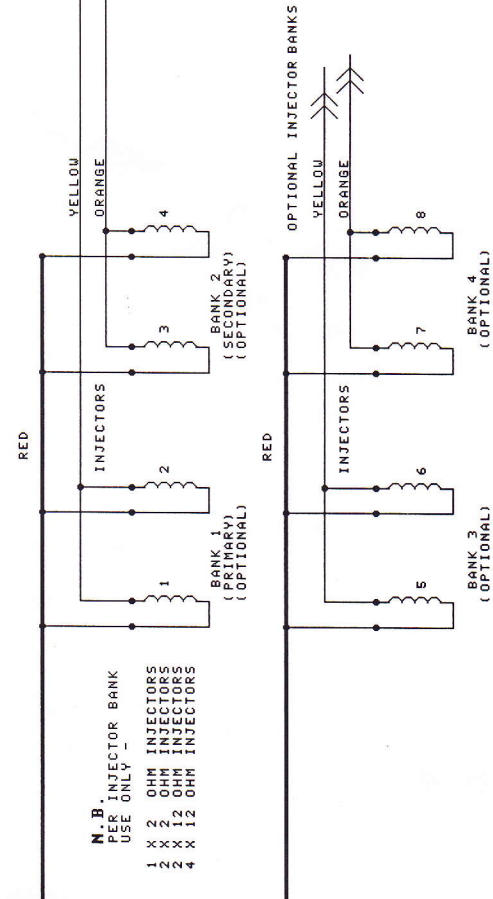

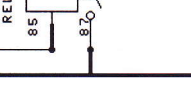
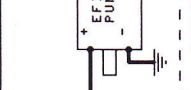
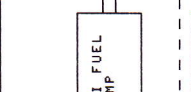


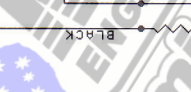



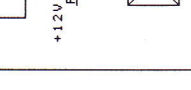

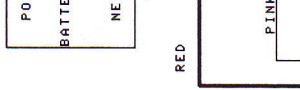
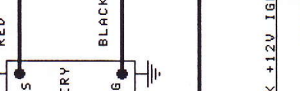

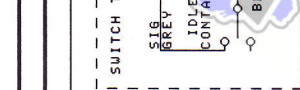
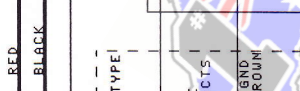
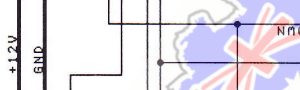



VAC/BOOST NIPPLE FROM MANIFOLD
 BATTERY +
 GND
 FUEL PUMP RELAY
 5 VOLT T.P.S.
 WATER TEMP SENSOR
 INJECTOR DRIVE 1 (PRIMARY)
 INJECTOR DRIVE 2 (SECONDARY)
 COIL 18M +12V
 COIL NEGATIVE (TRIGGER)

RED
 BROWN
 GREEN
 BLUE
 GREY
 BLACK
 VIOLET
 YELLOW
 ORANGE
 PINK
 WHITE

BLACK/RED
 OXYGEN SENSOR



NOTE -
 IF EXTERNAL RESISTOR IS USED, HOOK UP PINK WIRE BEFORE RESISTOR (+12VOLTS)
 N.B. (MAZDA ONLY) USE LEADING COIL ON ROTARY SETUP FOR -VE SIDE OF COIL



N.B. INJECTOR BANK USE ONLY -
 1 X 2 OHM INJECTORS
 2 X 2 OHM INJECTORS
 2 X 12 OHM INJECTORS
 4 X 12 OHM INJECTORS

Title		MICROTECH DIGI	
Size	Number	Section	Revision
A3		B.3	1
Date: 30-OCT-1997		Sheet 1 of 1	
File: DIGI/1		Drawn By: DOH	

