


# MICROTECH LT-12 13B SEQUENTIAL ENGINE MANAGEMENT SYSTEM



MICROTECH LT-12 13B SEQUENTIAL

IGN OUTPUT #1 L1  
IGN OUTPUT #2 L2  
IGN SPARE #3 I1  
IGN OUTPUT #4 I2  
IGN SPARE #5 I3  
AUX #3  
AUX #4

INJECTOR DRIVE #1 PRI-1 (PRIMARY FRONT)  
INJECTOR DRIVE #2 PRI-2 (PRIMARY REAR)  
INJECTOR DRIVE #3 SEC-1 (SECONDARY FRONT)  
INJECTOR DRIVE #4 SEC-2 (SECONDARY REAR)  
INJECTOR DRIVE AUX 1 (OPTIONAL AUX INJECTOR BANKS)  
INJECTOR DRIVE AUX 2  
BATTERY +  
GND

FUEL PUMP RELAY  
IGNITION ON +12V  
GND  
5 VOLT INPUT  
T.P.S. INPUT  
AIR TEMP SENSOR  
WATER TEMP SENSOR  
SPARE  
TACH OUTPUT  
AUX OUTPUT  
OXYGEN SENSOR INPUT  
AUX INPUT  
VAC/BOOST NIPPLE  
FROM MANIFOLD

CRANK INPUT #1  
CRANK INPUT #2  
GND  
POWER N/C

MAP SENSOR  
AUX INPUT  
BATT  
IGN +12V  
GND  
AIR TEMP  
WATER TEMP  
FUEL PUMP  
T.P.S. +5V  
T.P.S. +5V  
INT AUX #2  
INT SEC #1  
INT PRI #1  
INT PRI #2  
TACH OUTPUT  
AUX OUTPUT  
AUX #4  
IGN OUTPUT T1  
IGN OUTPUT T2  
IGN SPARE

IGN SPARE  
IGN OUTPUT T1  
IGN OUTPUT T2  
AUX #4  
AUX #3  
AUX #2  
INT PRI #1  
INT PRI #2  
TACH OUTPUT  
INT SEC #1  
INT SEC #2  
T.P.S. +5V  
T.P.S. +5V  
OXYGEN SENSOR  
BATT +12V  
IGN +12V  
GND  
MAP SENSOR  
AUX INPUT  
POWER N/C  
CRANK INP 1  
CRANK INP 2

IGN SPARE  
IGN OUTPUT T1  
IGN OUTPUT T2  
AUX #4  
AUX #3  
AUX #2  
INT PRI #1  
INT PRI #2  
TACH OUTPUT  
INT SEC #1  
INT SEC #2  
T.P.S. +5V  
T.P.S. +5V  
OXYGEN SENSOR  
BATT +12V  
IGN +12V  
GND  
MAP SENSOR  
AUX INPUT  
POWER N/C  
CRANK INP 1  
CRANK INP 2

IGN SPARE  
IGN OUTPUT T1  
IGN OUTPUT T2  
AUX #4  
AUX #3  
AUX #2  
INT PRI #1  
INT PRI #2  
TACH OUTPUT  
INT SEC #1  
INT SEC #2  
T.P.S. +5V  
T.P.S. +5V  
OXYGEN SENSOR  
BATT +12V  
IGN +12V  
GND  
MAP SENSOR  
AUX INPUT  
POWER N/C  
CRANK INP 1  
CRANK INP 2

IGN SPARE  
IGN OUTPUT T1  
IGN OUTPUT T2  
AUX #4  
AUX #3  
AUX #2  
INT PRI #1  
INT PRI #2  
TACH OUTPUT  
INT SEC #1  
INT SEC #2  
T.P.S. +5V  
T.P.S. +5V  
OXYGEN SENSOR  
BATT +12V  
IGN +12V  
GND  
MAP SENSOR  
AUX INPUT  
POWER N/C  
CRANK INP 1  
CRANK INP 2

**LT12 13B DIRECT FIRE**

Title	LT12 13B DIRECT FIRE
Size	Number
A3	MAZDA 13B
43	FUELS
FILE: LT12-13B7.1	REVISION
	1.0
	Sheet 1 of 2
	Drawn By: OOM

**N.B.**

PER INJECTOR BANK	
1 X 2 OHM INJECTORS	
2 X 2 OHM INJECTORS	
2 X 12 OHM INJECTORS	
4 X 12 OHM INJECTORS	

**LT-12 13B PIN-OUTS**

IGN SPARE	IGN OUTPUT T1	IGN OUTPUT T2	AUX #4	AUX #3	AUX #2	INT PRI #1	INT PRI #2	TACH OUTPUT	INT SEC #1	INT SEC #2	T.P.S. +5V	T.P.S. +5V	OXYGEN SENSOR	BATT +12V	IGN +12V	GND	MAP SENSOR	AUX INPUT	POWER N/C	CRANK INP 1	CRANK INP 2
-----------	---------------	---------------	--------	--------	--------	------------	------------	-------------	------------	------------	------------	------------	---------------	-----------	----------	-----	------------	-----------	-----------	-------------	-------------

**MZDA TPS**

SERIES 4	BLUE
SERIES 5	ORANGE
SERIES 6	GREEN/RED
SERIES 7	BLACK/RED
SERIES 8	BLACK/RED
SERIES 9	BLACK/RED
SERIES 10	BLACK/RED
SERIES 11	BLACK/RED
SERIES 12	BLACK/RED
SERIES 13	BLACK/RED
SERIES 14	BLACK/RED
SERIES 15	BLACK/RED
SERIES 16	BLACK/RED
SERIES 17	BLACK/RED
SERIES 18	BLACK/RED
SERIES 19	BLACK/RED
SERIES 20	BLACK/RED
SERIES 21	BLACK/RED
SERIES 22	BLACK/RED
SERIES 23	BLACK/RED
SERIES 24	BLACK/RED
SERIES 25	BLACK/RED
SERIES 26	BLACK/RED
SERIES 27	BLACK/RED
SERIES 28	BLACK/RED
SERIES 29	BLACK/RED
SERIES 30	BLACK/RED

**MZDA POT TYPE**

SERIES 6	BLUE
SERIES 7	BROWN
SERIES 8	GREY
SERIES 9	GREY
SERIES 10	GREY
SERIES 11	GREY
SERIES 12	GREY
SERIES 13	GREY
SERIES 14	GREY
SERIES 15	GREY
SERIES 16	GREY
SERIES 17	GREY
SERIES 18	GREY
SERIES 19	GREY
SERIES 20	GREY
SERIES 21	GREY
SERIES 22	GREY
SERIES 23	GREY
SERIES 24	GREY
SERIES 25	GREY
SERIES 26	GREY
SERIES 27	GREY
SERIES 28	GREY
SERIES 29	GREY
SERIES 30	GREY

**IGNITION OUTPUT**

IGN OUTPUT #1	IGN OUTPUT #2	IGN OUTPUT #3	IGN OUTPUT #4
---------------	---------------	---------------	---------------

**IGNITION INPUT**

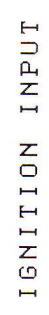


CRANK INPUT #1	CRANK INPUT #2
----------------	----------------

**IGNITION DRAWING**

IGN OUTPUT #1	IGN OUTPUT #2	IGN OUTPUT #3	IGN OUTPUT #4
---------------	---------------	---------------	---------------

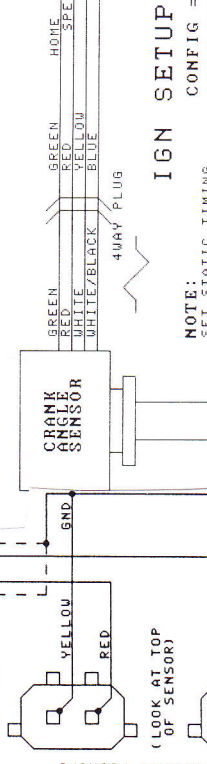
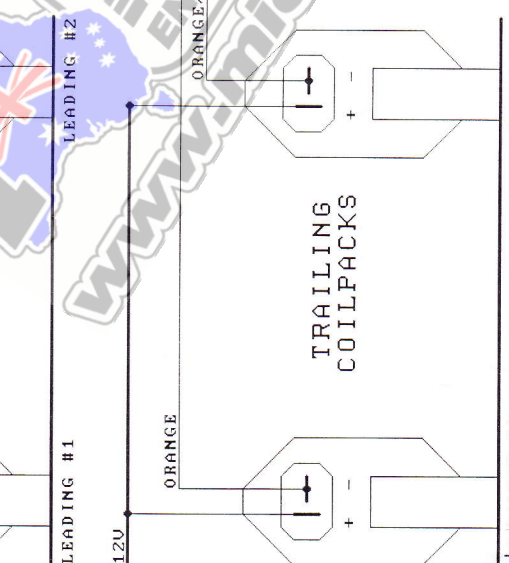
IGNITION DRAWING

# MICROTECH LT-12 13B SEQUENTIAL ENGINE MANAGEMENT SYSTEM



Title: **LT12 13B DIRECT FIRE**

Size	Number	Revision
A3	HAZDA 13B	2.0
DATE: 15-NOV-2005		
FILE: LT12_13B.Z		
DRAWN BY: DDM		



**IGN SETUP**

NOTE:  
SET STATIC TIMING  
5 DEGS ATDC

CONFIG = 06 CYL/R  
INPUT TRIG = +VE  
OUTPUT TRIG = -VE  
DWELL TYPE = TIME  
DWELL = 3.25 MS  
PUMP DWELL = 3.50 MS

