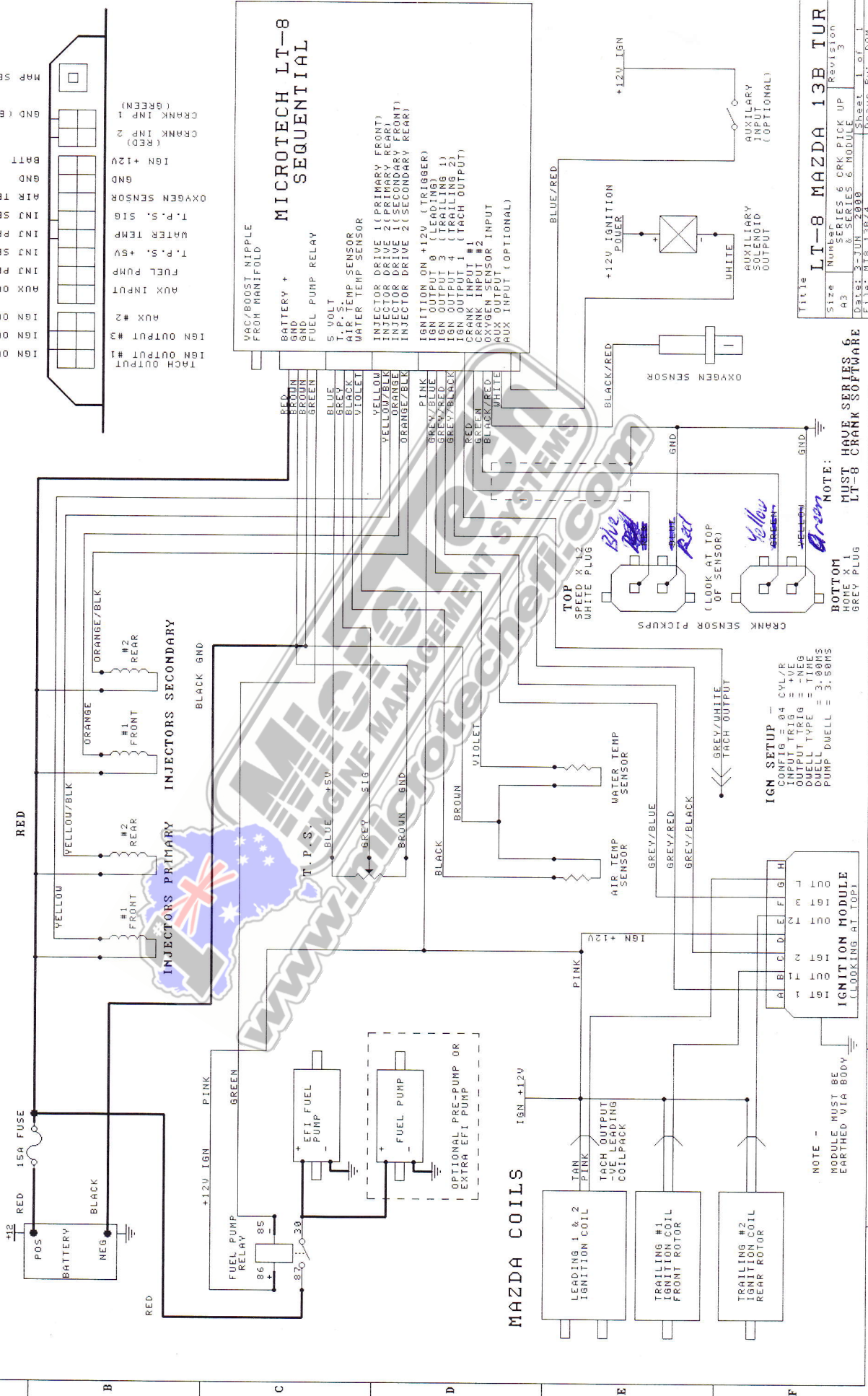
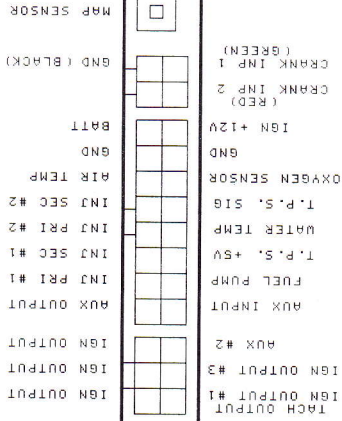


MICROTECH SEQUENTIAL ENGINE MANAGEMENT SYSTEM

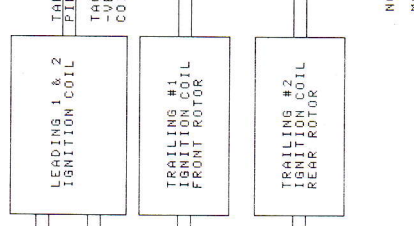
LT-8 VER 2 PIN-OUTS



MICROTECH LT-8 SEQUENTIAL

- VAC/BOOST NIPPLE FROM MANIFOLD
- BATTERY +
- GND
- FUEL PUMP RELAY
- FUEL PUMP
- 5 VOLT
- AIR TEMP SENSOR
- WATER TEMP SENSOR
- INJECTOR DRIVE 3 (PRIMARY FRONT)
- INJECTOR DRIVE 1 (SECONDARY FRONT)
- INJECTOR DRIVE 2 (SECONDARY REAR)
- IGNITION ON +12V (TRIGGER)
- IGN OUTPUT 3 (TRAILING 1)
- IGN OUTPUT 4 (TRAILING 2)
- IGN OUTPUT 1 (TACH OUTPUT)
- CRANK INPUT #1
- CRANK INPUT #2
- OXYGEN SENSOR INPUT
- AUX INPUT (OPTIONAL)

MAZDA COILS



IGN SETUP
 CONFIG = 04 CVL/R
 INPUT TRIG = +VE
 DUELL TYPE = T112
 DUELL = 3.00MS
 PUMP DUELL = 3.50MS

IGNITION MODULE
(LOOKING AT TOP)

	A	B	C	D	E	F	G	H
1	1	1	1	1	1	1	1	1
2	1	1	1	1	1	1	1	1
3	1	1	1	1	1	1	1	1
4	1	1	1	1	1	1	1	1
5	1	1	1	1	1	1	1	1
6	1	1	1	1	1	1	1	1
7	1	1	1	1	1	1	1	1
8	1	1	1	1	1	1	1	1

NOTE
 MODULE MUST BE
 EARTHED VIA BODY

TOP
 SPEED X 12
 WHITE PLUG

CRANK SENSOR PICKUPS
 (LOOK AT TOP
 OF SENSOR)

OXYGEN SENSOR

AUXILIARY SOLENOID OUTPUT (OPTIONAL)
 WHITE
 +12V IGNITION POWER

LT-8 MAZDA 13B TUR

Title	LT-8 MAZDA 13B TUR
Size	A3
Number	SERIES 6 CRK PICK UP
Revision	Revision 3
Sheet	1 of 1
Drawn	EWL
Checked	EWL
Date	11/01/99
File	LT-8.MAZDA

NOTE:
 MUST HAVE SERIES 6
 LT-8 CRANK SOFTWARE

BOTTOM
 SPEED X 11
 GREY PLUG

CRANK SENSOR PICKUPS
 (LOOK AT TOP
 OF SENSOR)

OXYGEN SENSOR

AUXILIARY SOLENOID OUTPUT (OPTIONAL)
 WHITE
 +12V IGNITION POWER

LT-8 MAZDA 13B TUR

Title	LT-8 MAZDA 13B TUR
Size	A3
Number	SERIES 6 CRK PICK UP
Revision	Revision 3
Sheet	1 of 1
Drawn	EWL
Checked	EWL
Date	11/01/99
File	LT-8.MAZDA