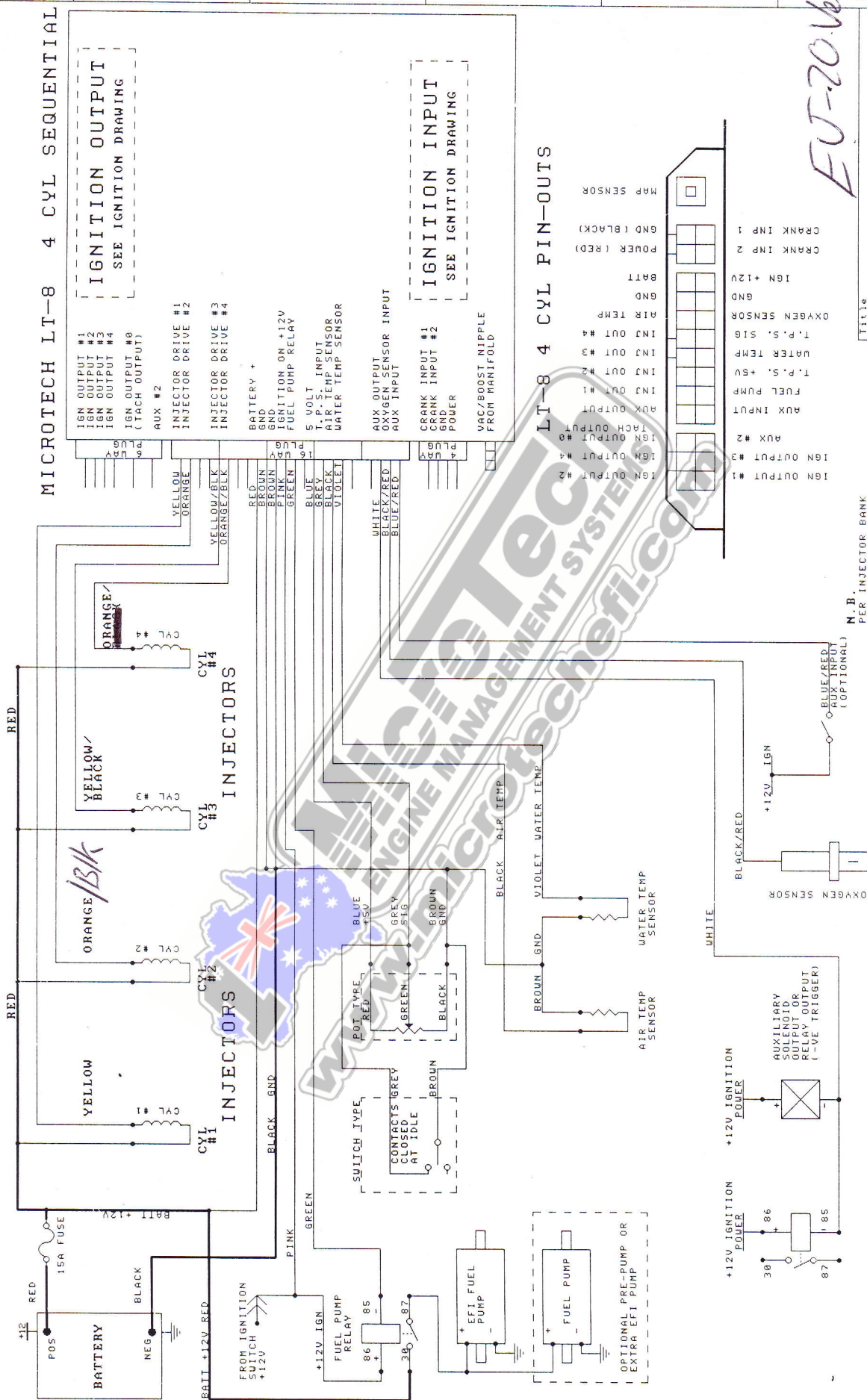


MICROTECH LT-8 4 CYL SEQUENTIAL ENGINE MANAGEMENT SYSTEM



MICROTECH LT-8 4 CYL SEQUENTIAL

IGNITION OUTPUT
SEE IGNITION DRAWING

IGNITION INPUT
SEE IGNITION DRAWING

LT-8 4 CYL PIN-OUTS

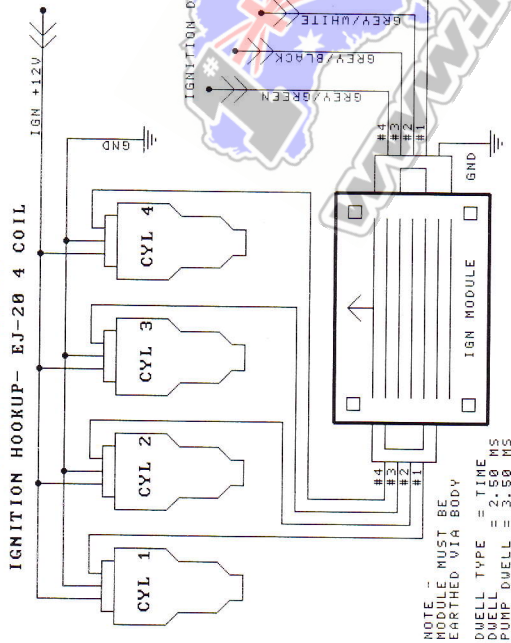
EJ-20. Ver

| | | | |
|-------|--------------|--------------------|---------------|
| Title | | LT-8 4 DIRECT FIRE | |
| Size | Number | Revision | |
| A3 | 4 CYL | 1.0 | |
| Date: | FUEL DRAWING | | Sheet 1 of 2 |
| File: | LTX8-4/1 | | Drawn By: DGH |

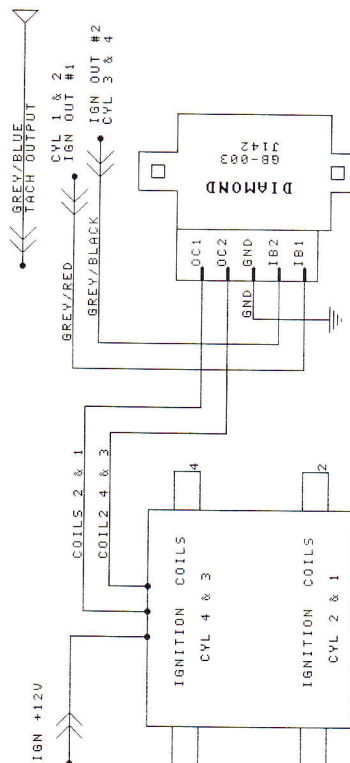
N.B.
PER INJECTOR BANK
USE ONLY -
1 X 2 OHM INJECTORS
2 X 2 OHM INJECTORS
2 X 12 OHM INJECTORS
4 X 12 OHM INJECTORS

MICROTECH LT-8 WRX SEQUENTIAL ENGINE MANAGEMENT SYSTEM

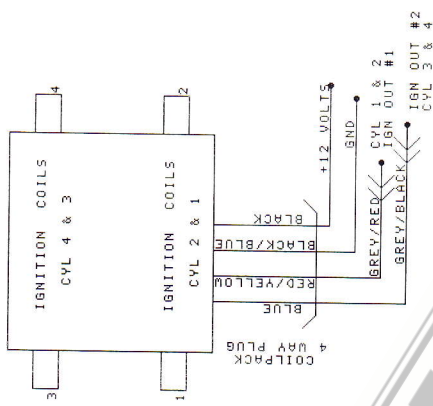
EARLY MODEL




97-98 MODEL 4 CYL COIL PACKS



99-00 MODEL

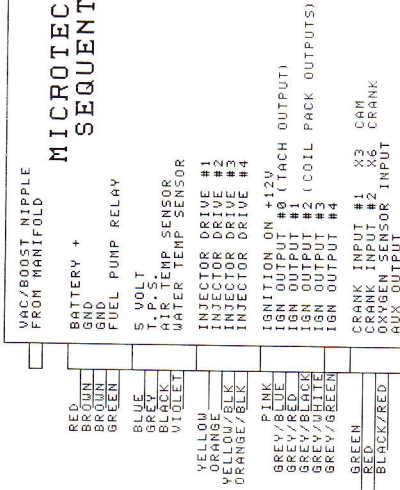


FRONT ENGINE LAYOUT

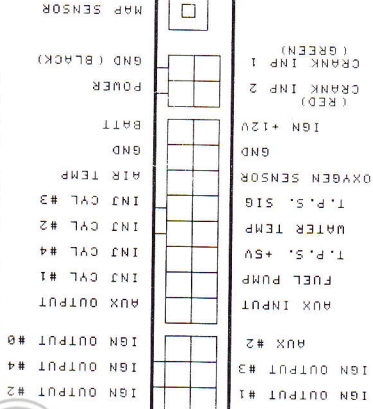


IGN SETUP -
CONFIG = 04 CYL/R
+0UE
OUTPUT TRG =
DUELL TYPE = TIME

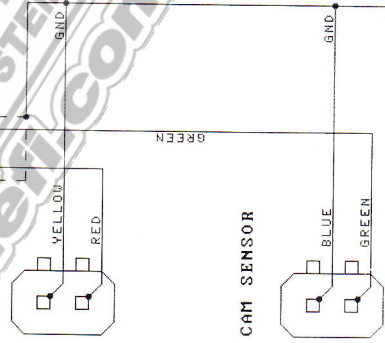
MICROTECH LT-8 SEQUENTIAL



LT-8 PIN-OUTS



CAM AND CRANK SENSOR PICKUPS



DUELL TYPE = TIME
DUELL = 3.00 MS
PUMP DUELL = 3.50MS

| | |
|-------------------|-----------|
| Title | |
| MT-8 WRX EJ-20 | IGN |
| Size | Number |
| A3 | URX EJ-20 |
| Revision | |
| 2.9 | |
| Date: 15-AUG-2005 | |
| File: LT8-WRX72 | |
| Sheet 2 of 2 | |
| Drawn By: DOM | |