


MICROTECH LT-16 20B SEQUENTIAL ENGINE MANAGEMENT SYSTEM



IGNITION OUTPUT
 IGN OUTPUT #1 LT1
 IGN OUTPUT #2 T1
 IGN OUTPUT #4 T2
 IGN OUTPUT #5 L3
 IGN OUTPUT #6 T3
 IGN OUTPUT #7 OR AUX OUTPUT #3
 IGN OUTPUT #8 OR AUX OUTPUT #4

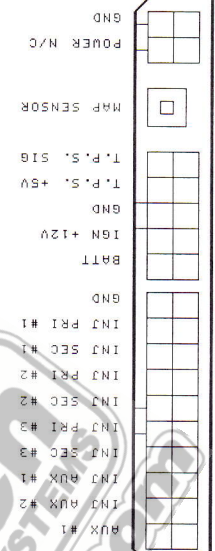
INJECTOR DRIVE #1 PRI-1 (PRIMARY FRONT)
INJECTOR DRIVE #2 SEC-1 (SECONDARY FRONT)
INJECTOR DRIVE #3 PRI-2 (PRIMARY CENTRE)
INJECTOR DRIVE #4 SEC-2 (SECONDARY CENTRE)
INJECTOR DRIVE #5 PRI-3 (PRIMARY REAR)
INJECTOR DRIVE #6 SEC-3 (SECONDARY REAR)
INJECTOR DRIVE #7 AUX INJECTORS #1
INJECTOR DRIVE #8 AUX INJECTORS #2
 AUX OUTPUT #1
 AUX OUTPUT #2
 GND

MICROTECH LT-16 SEQUENTIAL

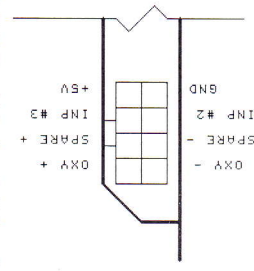
GND
 BATTERY +12V
 IGNITION ON +12V
 FUEL PUMP RELAY
 T.P.S. INPUT
 AIR TEMP SENSOR
 WATER TEMP SENSOR
 TACH OUTPUT
 AUX INPUT #1
 VAC/BOOST NIPPLE FROM MANIFOLD

IGNITION INPUT
 CRANK INPUT #1
 CRANK INPUT #2
 GND
 POWER N/C

LT-16 FRONT PIN-OUTS



LT-16 REAR 8 WAY PIN-OUTS



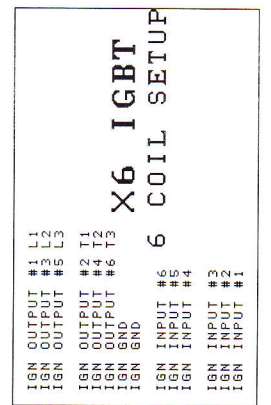
N.B.
 USE ONLY - PER INJECTOR BANK

- STD CONFIG INJECTORS
 1 X 1 OHM INJECTORS
 2 X 2 OHM INJECTORS
- UPGRADED CONFIG
 2 X 1 OHM INJECTORS
 4 X 2 OHM INJECTORS

Title	
LT16 20B DIRECT FIRE	
Size	Number Mazda 20B
AS	Revision
Date: 9-MAR-2009	1.0
File: LT16_20B/1	Sheet 1 of 2
	Drawn By: DON

MICROTECH LT-16 20B SEQUENTIAL

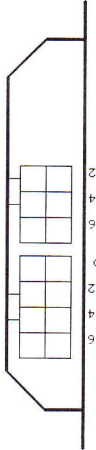
ENGINE MANAGEMENT SYSTEM



MICROTECH LT-16 SEQUENTIAL



X6 IGBT PIN OUTS



LT16 20B DIRECT FIRE	
Size	Number MAZDA 20B
A3	IGNITION DRAWING
Date: 9-MAR-2009	Revision 1.0
File: LT16-20B/2	Sheet 2 of 2
	Drawn By: DOM

IGNITION +12V

