

**MICROTECH
MT_4**

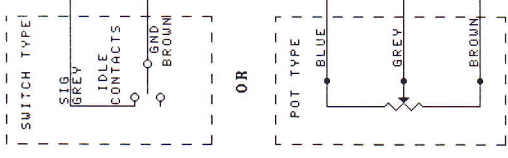
Title		MICROTECH	
Size	Number	Revision	1
A3	MT_4		
Date:	7-JUL 1988	Sheet	1 of 1
Files:	MT_4/1	Drawn	BWJ:DDP

MT_4 ECU PIN-OUTS

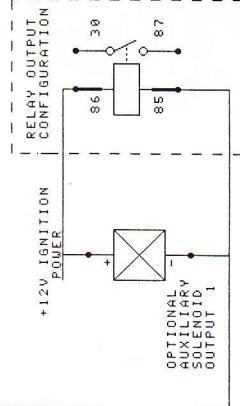
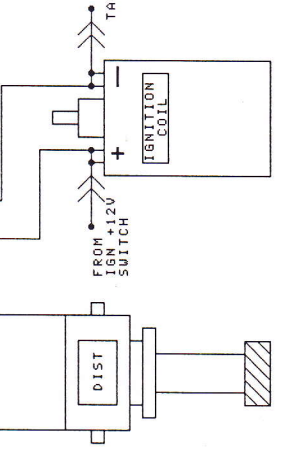
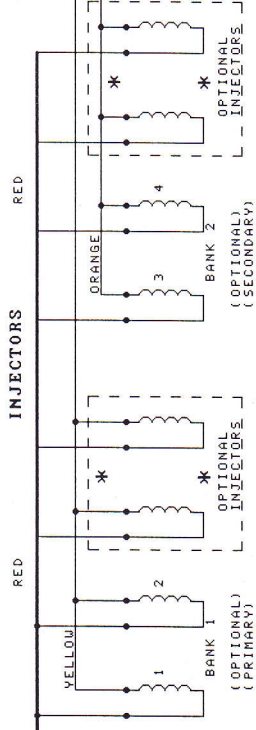
MAP SENSOR	IGN +12V	BATT	OUTPUT#2
GND	BATT	PUMP	WATER
IGN +12V	INT 2 (SEC)	INT 1 (PRI)	T.P.S. SIG
AIR TEMP	IGN OUTPUT	OXY	AUX OUTPUT#1

- * N.B. USE ONLY ***
- 1 X 2 OHM INJECTORS
 - 2 X 2 OHM INJECTORS
 - 2 X 12 OHM INJECTORS
 - 4 X 12 OHM INJECTORS

THROTTLE POSITION SENSORS



INJECTORS



- VAC/BOOST NIPPLE FROM MANIFOLD
- BATTERY +
- GND
- FUEL PUMP RELAY
- 5 VOLT T.P.S.
- AIR TEMP SENSOR
- WATER TEMP SENSOR
- INJECTOR DRIVE 1 (PRIMARY)
- INJECTOR DRIVE 2 (SECONDARY)
- IGN +12V
- TACH SIG INPUT (-VE SIDE COIL)
- OXYGEN SENSOR INPUT
- AUX OUTPUT 1
- AUX OUTPUT 2 (OPTIONAL)

15A FUSE

RELAY

EFI FUEL PUMP

FUEL PUMP

OPTIONAL PRE-PUMP OR EXTRA EFI PUMP

AIR TEMP SENSOR

WATER TEMP SENSOR

OXYGEN SENSOR

DIST

IGNITION COIL

TACH OUTPUT

+12V IGNITION POWER

OPTIONAL SOLENOID OUTPUT 1

OUTPUT#2

AUX OUTPUT#1

IGN OUTPUT

OXY

WATER

T.P.S. SIG

BATT

PUMP

IGN +12V

GND

MAP SENSOR

INT 2 (SEC)

INT 1 (PRI)

AIR TEMP

IGN OUTPUT

OXY

AUX OUTPUT#1

WATER

T.P.S. SIG

BATT

PUMP

IGN +12V

GND

MAP SENSOR

IGNITION COIL

TACH OUTPUT

OPTIONAL SOLENOID OUTPUT 1

+12V IGNITION POWER

RELAY OUTPUT CONFIGURATION

OXYGEN SENSOR

AUX OUTPUT 2 (OPTIONAL)

AUX OUTPUT 1

OXYGEN SENSOR INPUT

IGN +12V

INJECTOR DRIVE 2 (SECONDARY)

INJECTOR DRIVE 1 (PRIMARY)

AIR TEMP SENSOR

WATER TEMP SENSOR

FUEL PUMP RELAY

GND

BATTERY +

VAC/BOOST NIPPLE FROM MANIFOLD