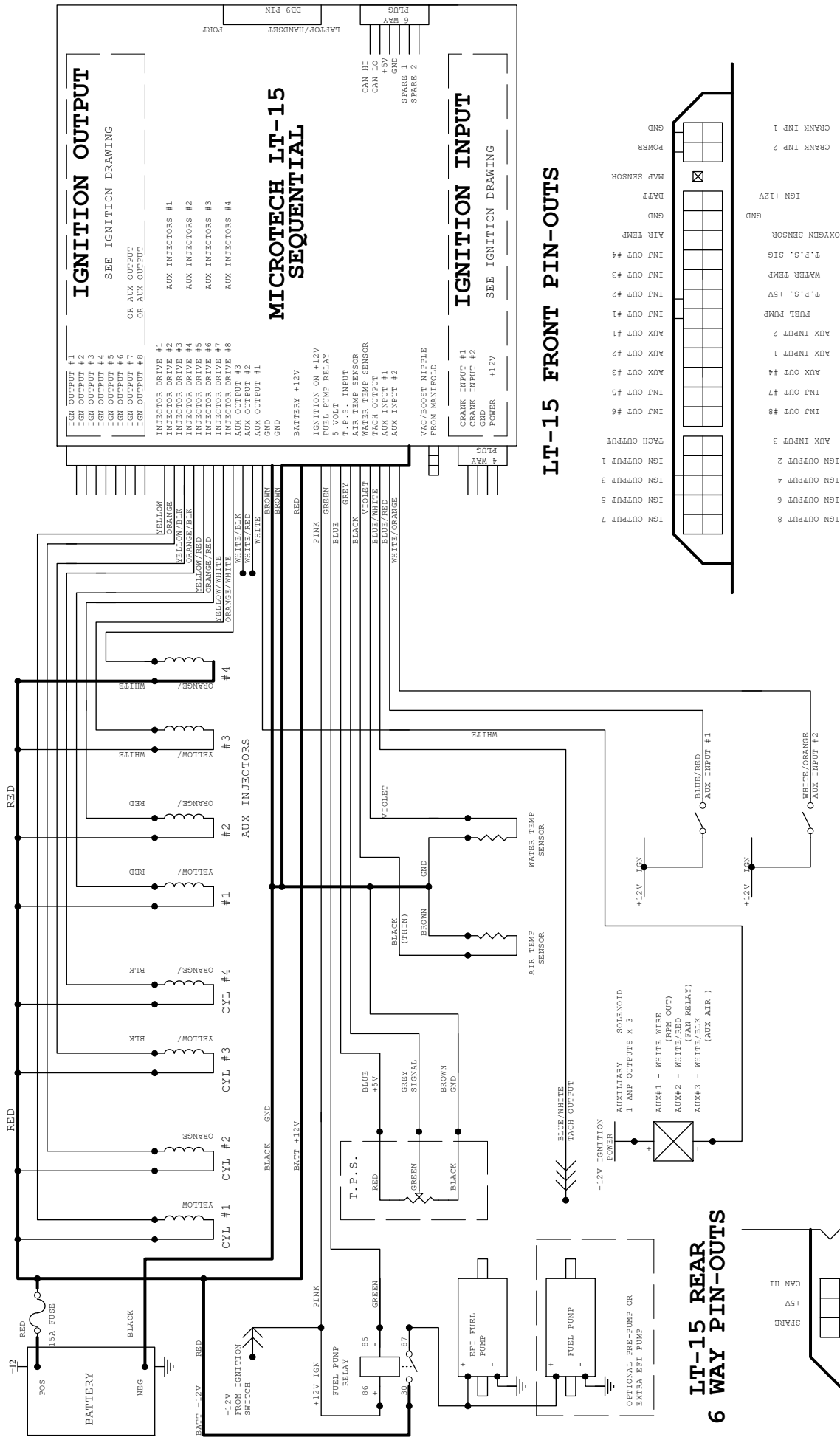


MICROTECH LT-15 4CYL SEQUENTIAL ENGINE MANAGEMENT SYSTEM



IGNITION OUTPUT
SEE IGNITION DRAWING
OR AUX OUTPUT
OR AUX OUTPUT

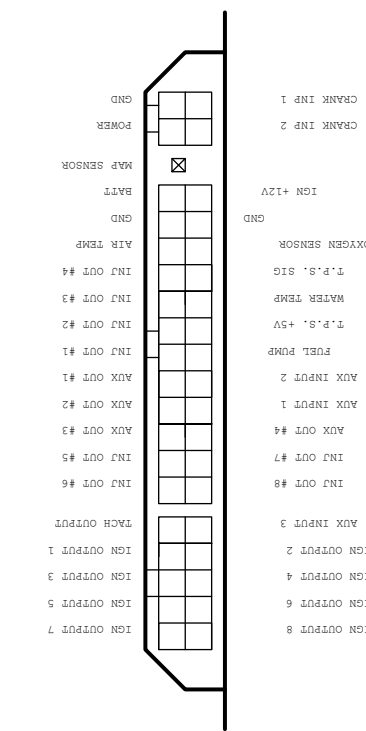
AUX INJECTORS #1
AUX INJECTORS #2
AUX INJECTORS #3
AUX INJECTORS #4

MICROTECH LT-15 SEQUENTIAL

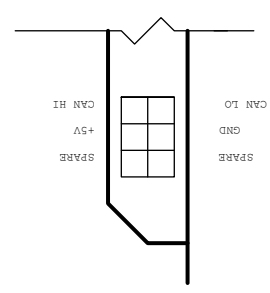
BATTERY +12V
IGNITION ON +12V
FUEL PUMP RELAY
5 VOLT INHIBIT
T.P.S. SIGNAL
WATER TEMP SENSOR
TACH OUTPUT
AUX INPUT #1
AUX INPUT #2

VAC/BOOST NIPPLE
FROM MANIFOLD
CRANK INPUT #1
CRANK INPUT #2
GND
POWER +12V

LT-15 FRONT PIN-OUTS



LT-15 REAR 6 WAY PIN-OUTS



LT15 4 DIRECT FIRE

Size	Number	Revision
A3	4 CYL FUEL DRAWING	1.0
Date	27-Apr-2015	Sheet of 1 2
File	C:\AD\SKILL15 4.801	Drawn By: 1 204

N.B. -
USE ONLY -
6 OHM OR GREATER
INJECTOR PER BANK