



LT-9/10 13B SMART COIL DIAGRAM



www.facebook.com/microtechEFI



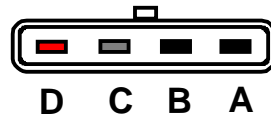
www.instagram.com/microtechEFI



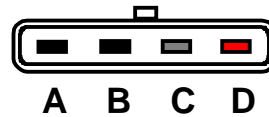
tech@microtechEFI.com

- A = GROUND TO ROTOR HOUSING
- B = GROUND TO ROTOR HOUSING
- C = ECU IGNITION OUTPUT
- D = SWITCHED IGN ON +12V
- E = GROUND TO BATTERY

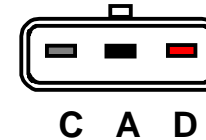
LS-1 COIL



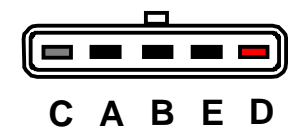
LS-2 COIL



R35 GTR COIL

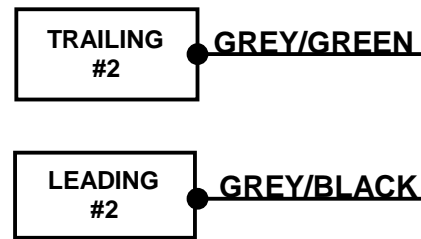
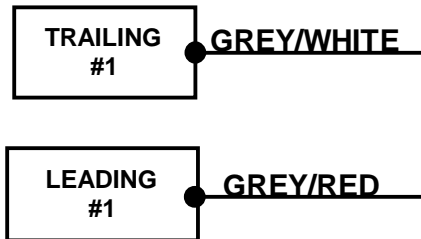


1GN-1A COIL



VIEW LOOKING INTO THE COIL WITH MALE PINS

13B



ECU SETTINGS

INPUT TRIG = +POS
 SPARK TRIG = IGBT
 DWELL = TIME BASED
 DWELL TIME = 3.5m/s